

# CS Series

## CS (Single Secondary) SERIES TRANSFORMERS SPECIFICATIONS

### Outline Drawing

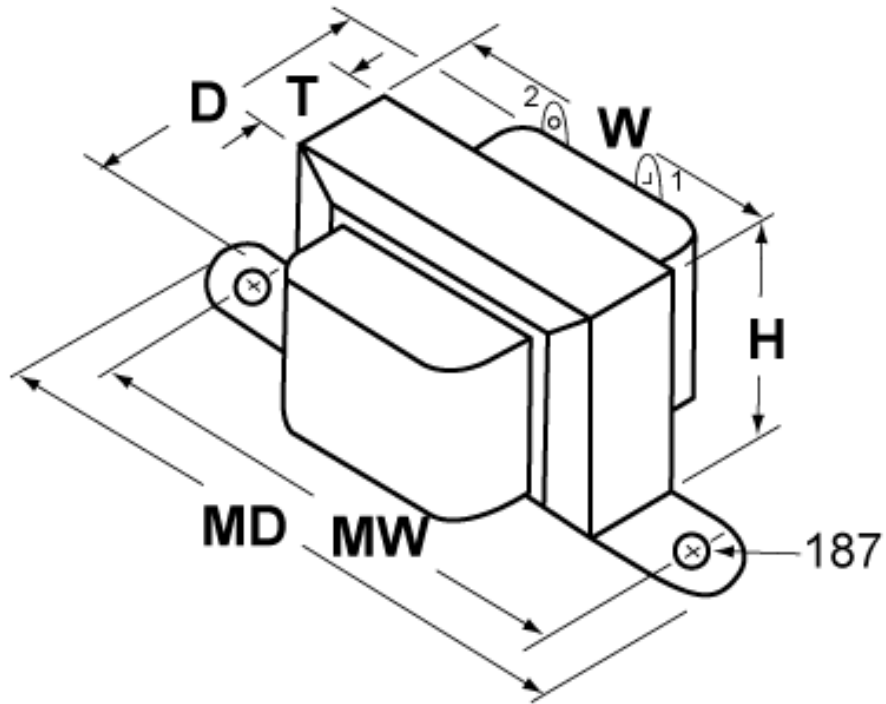
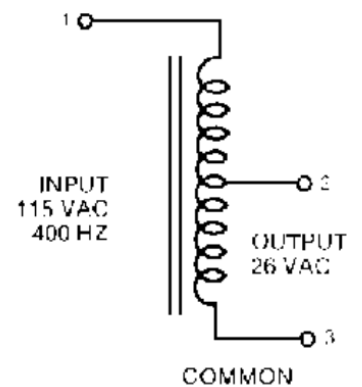
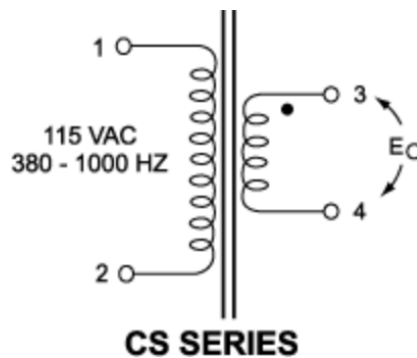
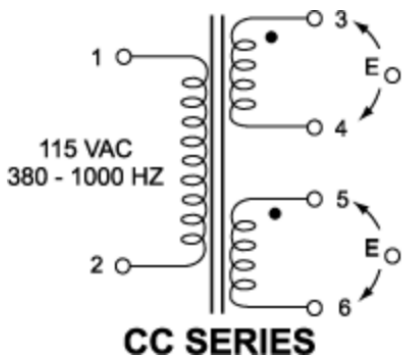


FIGURE A

VA POWER RATING	OVERALL DIMENSIONS			MOUNTING DIMENSIONS			WT. LBS.
	W	H	L or D	MW	MW / 2	MD	
25	2	1-21/32	1-11/16	2-3/8	NA	2-7/8	.58
50	2-3/8	2	2	2-13/16	NA	3-21/64	1.10

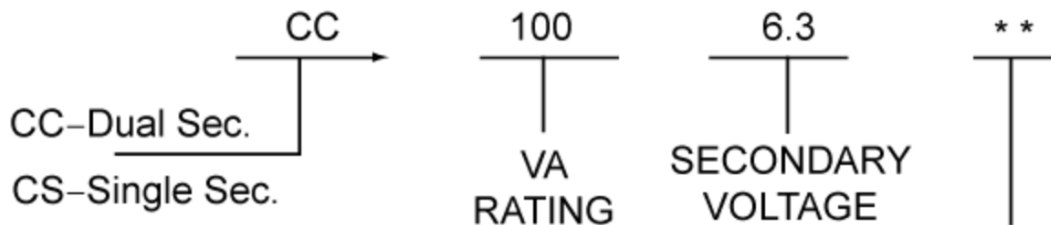


ATF 50 (SEE 25 VA SIZE)  
ATF 100 (SEE 50 VA SIZE)

SINGLE SECONDARY VOLTAGE & CURRENT TABLE				
VA POWER RATING	PART NUMBER		SECONDARY	
			Vo (RMS)	AMPS (RMS)
*25	<b>CS 25-</b>	6.3	6.3	4.0
		12.6	12.6	2.0
		26	26	1.0
		52	52	.50
*50	<b>CS 50-</b>	6.3	6.3	7.9
		12.6	12.6	4.0
		26	26	1.9
		52	52	.96
100	<b>CS 100-</b>	6.3	6.3	15.9
		12.6	12.6	7.9
		26	26	3.8
		52	52	1.9
250	<b>CS 250-</b>	6.3	6.3	39.7
		12.6	12.6	19.8
		26	26	9.6
		52	52	4.5
500	<b>CS 500-</b>	6.3	6.3	79.4
		12.6	12.6	39.1
		26	26	19.2
		52	52	8.9
750	<b>CS 750-</b>	12.6	12.6	58.6
		26	26	28.8
		52	52	13.4

\*AVAILABLE IN FIGURE A ONLY.

**HOW TO ORDER:**



\*\* Specify primary voltage if other than 115 VAC

